

ACC060-063, ACC100-103, ACC150-153 - Quick Start Guide



Press To Exit Buttons

These classic green and red buttons are made of anodised aluminium for a quality feel and look. The ACC063 features an illuminated button so you can see it in low light and the ACC062 is a simple, discreet "Press to Exit" button in a modern, minimalist design.

This guide also covers the easy read "Press to Exit" buttons, great for public areas. The faceplate models have standard screw hole centres to fit standard UK back boxes. If you are not fitting these into a flush mount back box we recommend purchasing one of our surface mount boxes.

User Information

- There are no user serviceable parts, opening or attempting to repair the product will void the warranty.
- Do not install or use the device if the wires connected are damaged or have been subjected to water ingress.
- Shut off all power to the access control system before wiring this device.
- Maintain a clean and safe environment at all times.

Definition

NO (Normally Open) - This is a contact which remains open (as default) until activated, during the "active" state the contact provides a closed circuit and starts conducting.

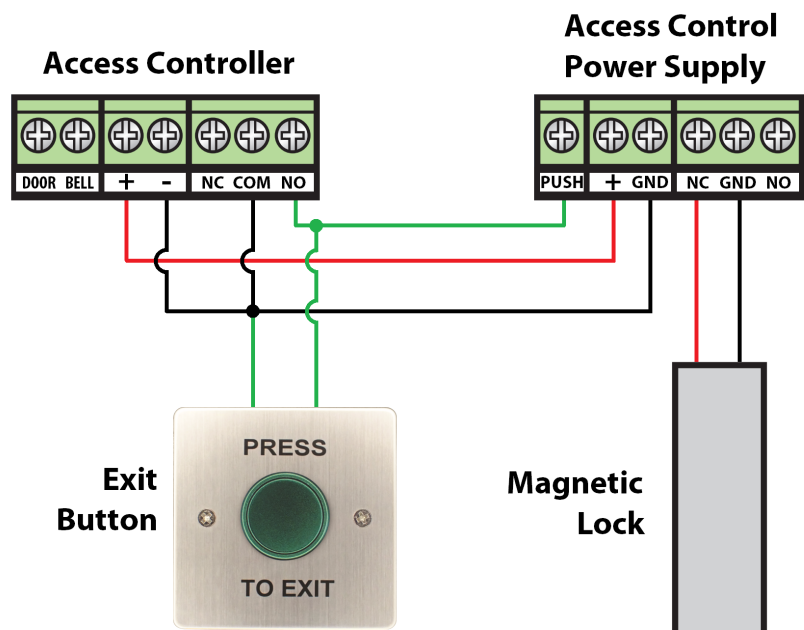
NC (Normally Closed) - Is the opposite of a NO contact. The contact will remain closed (as default) until activated, during the "active" state the circuit breaks and stops current flow.

Setup Example

"Press to Exit" buttons are used in access control systems to provide a momentary contact signal to the access controller to open a magnetic lock.

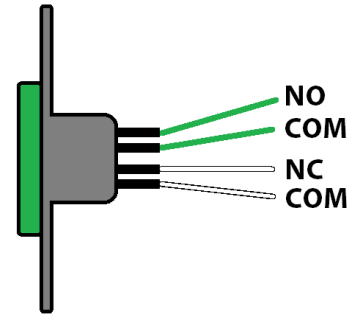
This example shows a "Fail-safe" scenario. When the "Press to Exit" button is pressed the access control power supply then releases power from the lock, and if power is lost then the lock also releases.

Wire in NO or NC depending on the access controller used and also on the required state of the lock during a "Fail-safe" or "Fail-secure" scenario.



Connections - (ACC060-062, ACC100-103, ACC150-153)

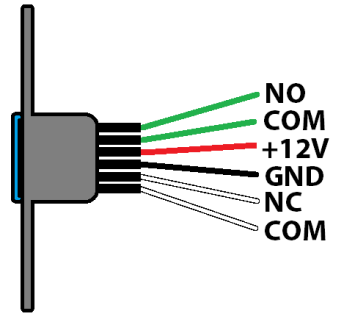
For operation with a door access control panel and lock, the "Push to Exit" button is wired with NC or NO.



Connections - (ACC063)

For operation with a door access control panel and lock, the "Push to Exit" button is wired with NC or NO.

The ACC063 also has a built in blue LED which requires 12V DC (not supplied with the product).



Troubleshooting

If the "Push to Exit" is not activating the lock then there is likely a shorted wire, open circuit or some other failed device in the circuit.

To identify where the fault is, each wired connection in the circuit needs to be tested, starting from the push button progress through, including the keypad, the access controller, power supply and the magnetic lock.

If the fault is with the access control button then check the connection wires for continuity and for trapped wires. Check for water ingress on the wired connections. Check the polarity in the power connections and ensure the NO or NC connections are connected to the proper terminals.

Specification

	ACC060/1/2	ACC063	ACC100/1/2/3	ACC150/1/2/3
Construction	Stainless Steel	Stainless Steel	Front – Stainless Steel / Button - Plastic	Front – Stainless Steel / Box & Button - Polycarb
Terminals	NO/NC/Common	NO/NC/Common/ +12V DC/ GND	NO/NC/Common	NO/NC/Common
Rating	0.5-1A 12V DC	0.5-1A 12V DC	0.5-1A 12V DC	0.5-1A 12V DC
LED Colour	N/A	Blue LED	N/A	N/A
IP Rating	IP65 Waterproof	IP65 Waterproof	Internal Use Only	Internal Use Only
Dimensions	86 x 86 x 42mm	86 x 86 x 42mm	86 x 86 x 30mm	86 x 86 x 30mm

All specifications are approximate. System Q Ltd reserves the right to change product specifications or features without notice. Whilst every effort is made to ensure that these instructions are complete and accurate, System Q Ltd cannot be held responsible for any losses, no matter how they arise, from errors or omissions in these instructions, or the performance or non-performance of the equipment referred to.

